

External view

<PIN CONNECTION>

TB1

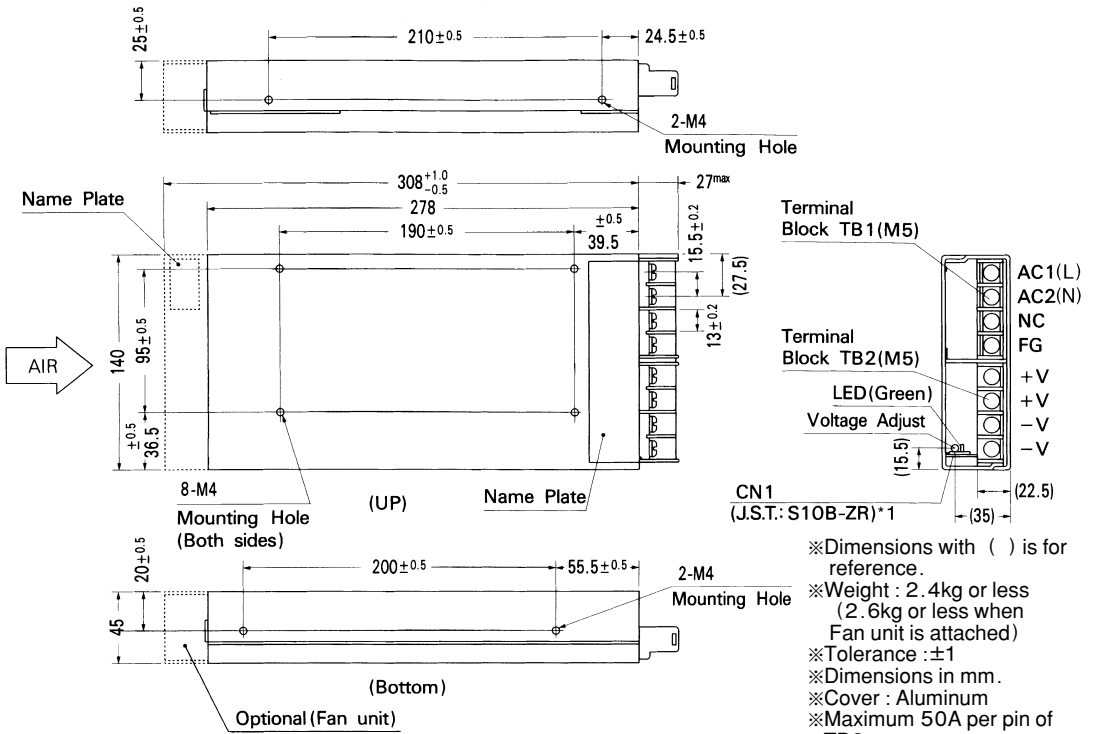
Marking	Function
AC1	Input(L)
AC2	Input(N)
NC	
FG	Frame ground

TB2

Marking	Function
+V	+Output
+V	+Output
-V	-Output
-V	-Output

CN1 *A* means connection is not possible.

Pin	No.
1	A
2	A
3	A
4	-M
5	-S
6	+M
7	A
8	+S
9	VB
10	CB



I/O Connector	Mating Connector	Terminal
CN1 S10B-ZR	ZHR-10	Chain: SZH-002T-P0.5 Loose: BZH-002T-P0.5 (Mfr. J. S. T.)

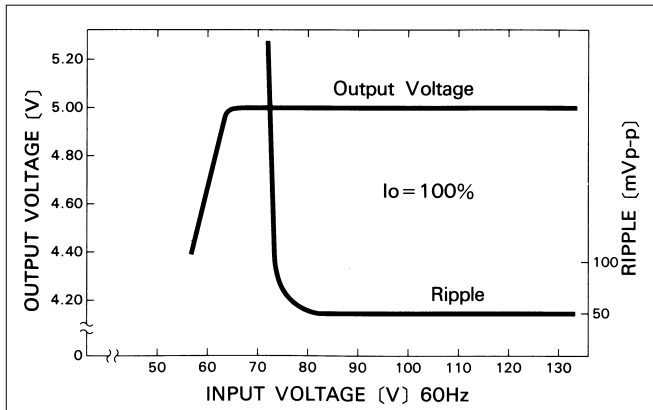
※Mounting torque:
1.2N·m (12.8kgf·cm) max

- ※Dimensions with () is for reference.
- ※Weight : 2.4kg or less (2.6kg or less when Fan unit is attached)
- ※Tolerance : ±1
- ※Dimensions in mm.
- ※Cover : Aluminum
- ※Maximum 50A per pin of TB2.

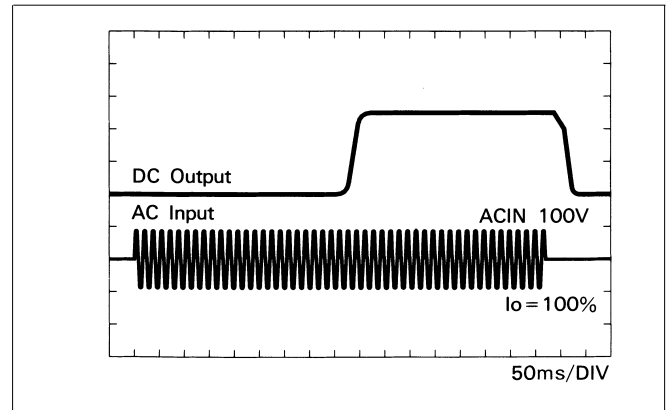
*1 when shipment, connector for -M, -S and +M, +S is attached.

Performance data

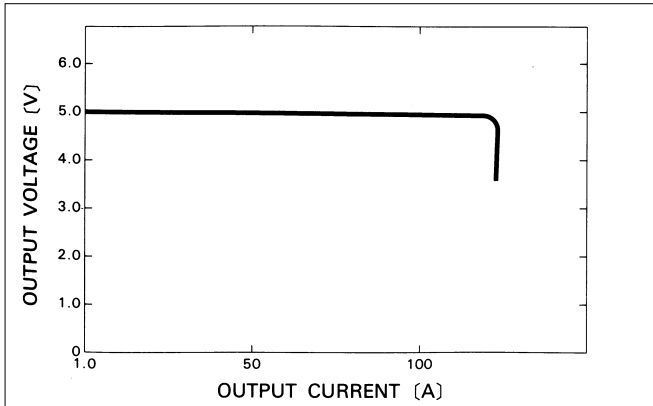
■STATIC CHARACTERISTICS (UAW500S-5)



■RISE TIME & FALL TIME (UAW500S-5)



■OVERCURRENT CHARACTERISTICS (UAW500S-5)



■DERATING CURVE

