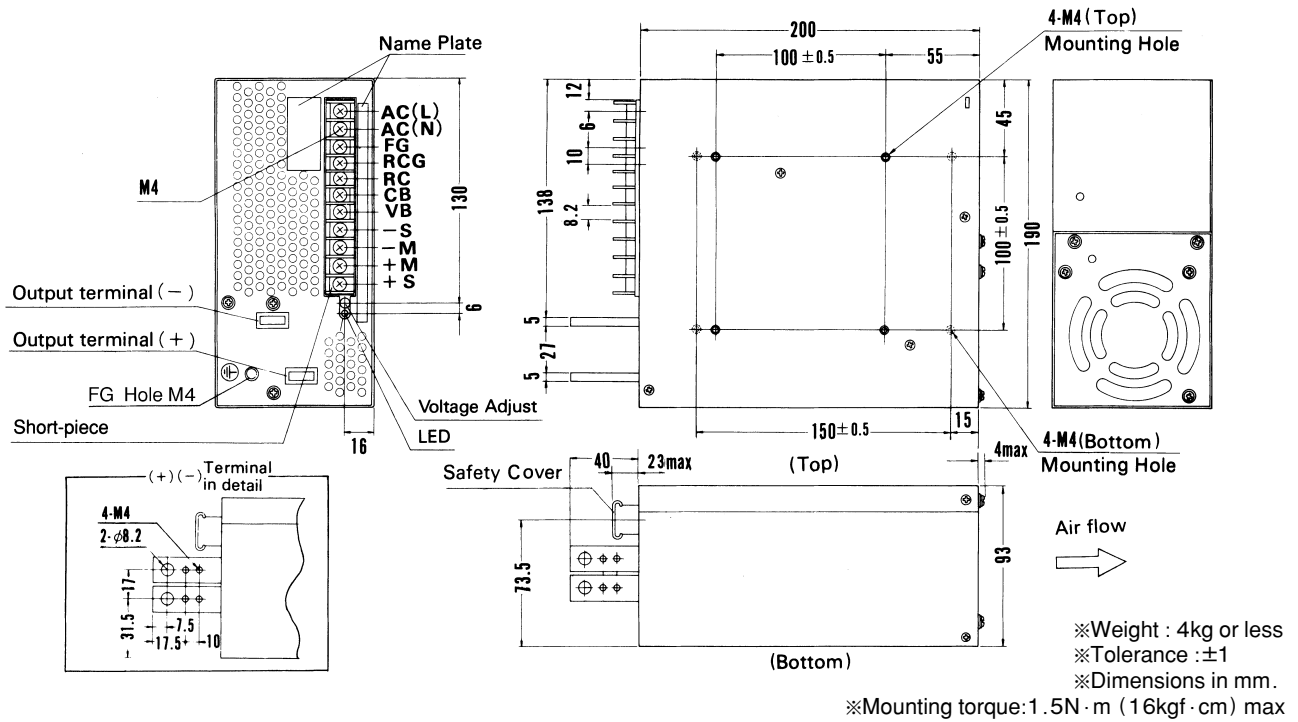


External view



Performance data

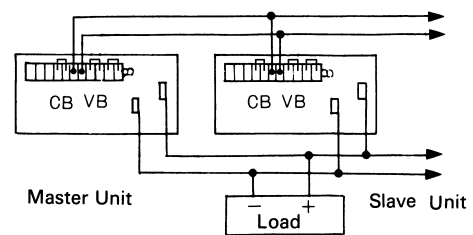
■ Automatic Input Voltage Selector

Requires no manual adjustment (wire or Short-pieces).
P600 unit detects input voltage then select circuit to match applied input voltage.

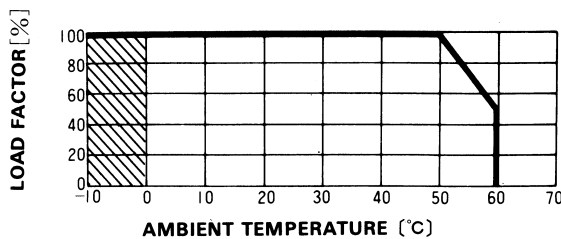
■ Automatic Current sharing

- Output voltage is controlled by a potentiometer in master unit. Turn slave unit's potentiometer clock wise all the way to the end.
- Maximum output current can be determined by using the following formula: Total output current = 0.9 × (Rated current per unit) × Number of units paralleled
- Five units maximum for the parallel operation.

● Example



■ DERATING CURVE



* The shadow indicates the region where different specifications for ripple noise should be used.